

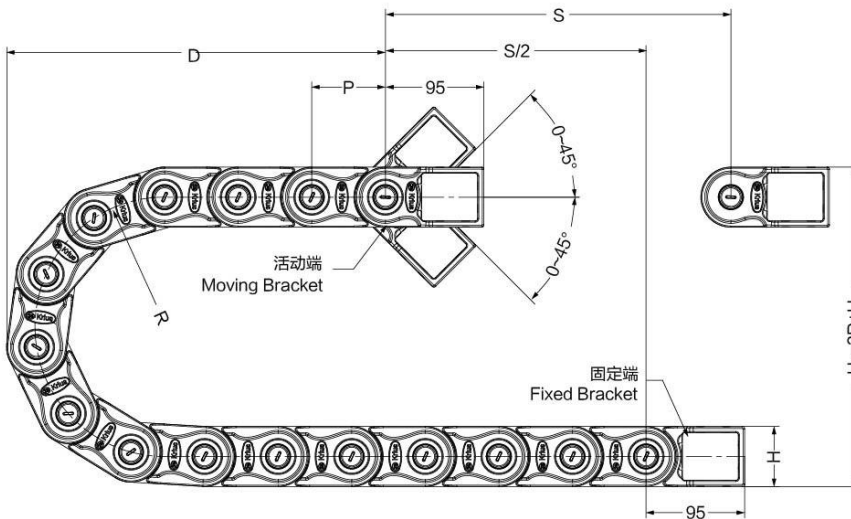
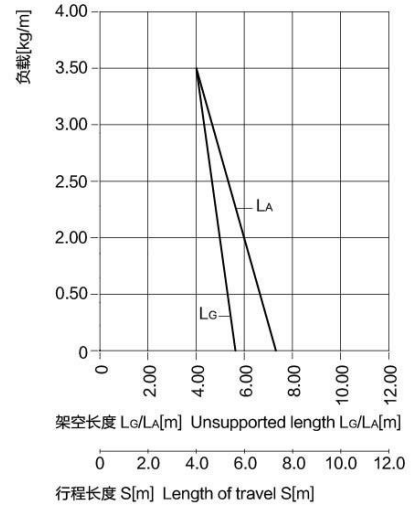
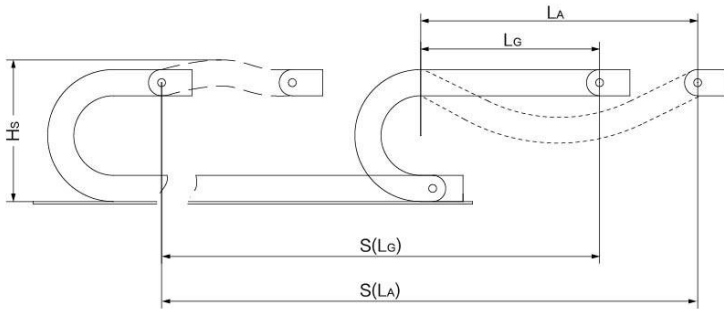
ZF35 拖链-安装尺寸及技术参数

ZF35 Cable Chain-Installation Dimensions and Technical Parameters

架空长度 Unsupported length

- L_G = 直线架空长度
- L_A = 安全塌腰架空长度

- L_G = Unsupported with straight upper run
- L_A = Unsupported with permitted sag



- S = 行程长度
- R = 弯曲半径
- P = 节距
- L = 拖链长度
- N = 每米链节数
- H_L = 理论安装高度
- H_s = 实际安装高度
- D = 拖链退回极限位置时的最小距离
- $K = \pi \cdot R + 2P$
- * K值可在科瑞斯相关表格中直接查询
- S = Length of travel
- R = Bending Radius
- P = Pitch
- L = Length of chain
- N = Links per meter
- H_L = Nominal clearance height
- H_s = Required clearance height
- D = Overlength Energy Chain radius in final position
- $K = \pi \cdot R + 2P$
- * You can find it from below chart for more details

| R | H_L | D | K | P |
|-------------|-------------|-------------|--------------|-----------|
| 100 (3.94) | 258 (10.16) | 210 (8.27) | 455 (17.91) | 71 (2.80) |
| 150 (5.91) | 358 (14.09) | 310 (12.20) | 615 (24.21) | 71 (2.80) |
| 175 (6.89) | 408 (16.06) | 360 (14.17) | 690 (27.17) | 71 (2.80) |
| 200 (7.87) | 458 (18.03) | 410 (16.14) | 770 (30.31) | 71 (2.80) |
| 250 (9.84) | 558 (21.97) | 510 (20.08) | 925 (36.42) | 71 (2.80) |
| 300 (11.81) | 658 (25.91) | 610 (24.02) | 1085 (42.72) | 71 (2.80) |

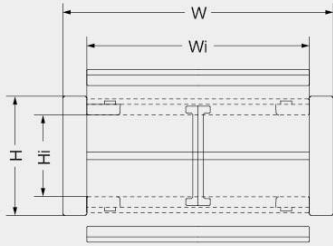
实际安装高度: $H_s = H_L + 50\text{mm}$
拖链长度: $L = S/2 + K$
每米链节数: $N = 14$ (994mm)

The required clearance height: $H_s = H_L + 1.97\text{in.}$
Chain length: $L = S/2 + K$
Links per meter: $N = 14$ (39.13 in.)

| 技术参数 Technical Parameters | | |
|---------------------------|--------------------------------|--|
| 速度/加速度 L_G | Speed/acceleration L_G | max.25[m/s]/max.205[m/s ²] |
| 速度/加速度 L_A | Speed/acceleration L_A | max.5[m/s]/max.8[m/s ²] |
| 滑行速度/加速度 | Gliding speed/acceleration | max.5[m/s]/max.12[m/s ²] |
| 材料-允许温度 °C | Material-permitted temperature | igumid G/-40°C至+125°C |
| 阻燃等级, igumid G | Flammability Class, igumid G | VDE 0304 IIC UL94 V2 |

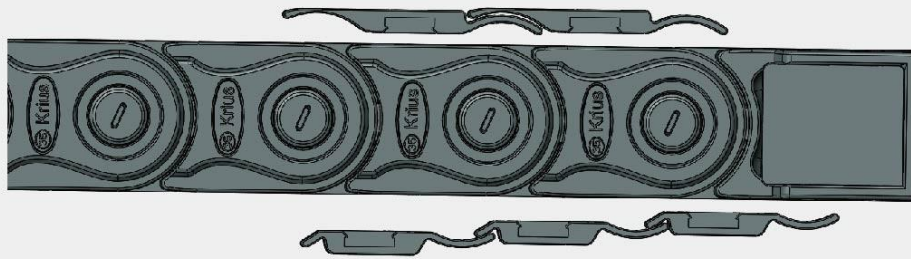
ZF35 拖链-产品规格范围
ZF35 Cable Chain-Product specifications

ZF35拖链-不可打开 ZF35 Cable Chain-cannot be opened



产品代码结构
Part Number Structure

ZF3550*R*L*n



| 型号 Type | 弯曲半径<R> Bending radius | 内高<Hi> Inner height | 内宽<Wi> Inner width | 外高<H> Outer height | 外宽<W> Outer Width | 重量<G> Weight | 备注 Remark |
|------------|---------------------------|------------------------|-----------------------|-----------------------|----------------------|-----------------|--------------|
| | mm (in.) | mm (in.) | mm (in.) | mm (in.) | mm (in.) | kg/m (lbs/ft) | |
| ZF3550 | | 35 (1.38) | 51 (2.01) | 58 (2.28) | 77 (3.03) | 2.17 (1.48) | |
| ZF3575 | | | 76 (2.99) | | 102 (4.02) | 2.45 (1.67) | |
| ZF35100 | | | 101 (3.98) | | 127 (5.00) | 2.70 (1.84) | |

订货范例
Order details

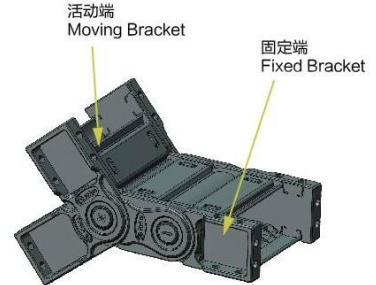
ZF3550 * R100 * 1000mm * 2

| R | Hi | D | K | P |
|-------------|-------------|-------------|--------------|-----------|
| 100 (3.94) | 258 (10.16) | 210 (8.27) | 455 (17.91) | 71 (2.80) |
| 150 (5.91) | 358 (14.09) | 310 (12.20) | 615 (24.21) | 71 (2.80) |
| 175 (6.89) | 408 (16.06) | 360 (14.17) | 690 (27.17) | 71 (2.80) |
| 200 (7.87) | 458 (18.03) | 410 (16.14) | 770 (30.31) | 71 (2.80) |
| 250 (9.84) | 558 (21.97) | 510 (20.08) | 925 (36.42) | 71 (2.80) |
| 300 (11.81) | 658 (25.91) | 610 (24.02) | 1085 (42.72) | 71 (2.80) |

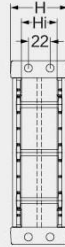
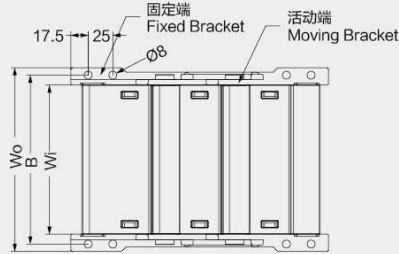
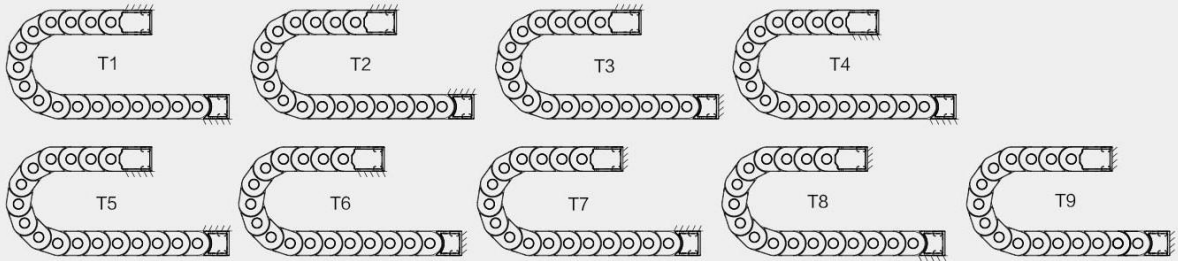
ZF35 拖链-拖链接头 ZF35 Cable Chain-Mounting Bracket

塑料接头或钢制接头 Plastic or Steel Mounting Bracket, Splitted structure

- 双侧独立式塑料接头或钢制接头
 - 两端接头均可活动
 - 耐腐蚀 & 耐摩擦
 - 可提供预装配形式
 - 可实现内外连接
- Independent Plastic or Steel mounting bracket on the two end
 - Moved connectors on both sides
 - Anti-corrosion, Rub-resistance
 - Available preassembly form
 - Can realize the internal and external connections



可选配的接头安装方式 Available installation methods



ZF3550
ZF3575
ZF35100

| 拖链型号 Type | 拖链编码 Code | 其他编码 Other Code | | Wo尺寸 Dimension Wo | B尺寸 Dimension B |
|--------------|--------------|------------------------|------------------|----------------------|--------------------|
| | | | | mm (in.) | mm (in.) |
| ZF3550 | 12110 | 接头 Mounting Bracket | 12109 | 86 (3.39) | 71 (2.80) |
| ZF3575 | 12111 | | 隔离片 Separator | 111 (4.37) | 96 (3.78) |
| ZF35100 | 12112 | 主体 Main Body Code | 12108 | 136 (5.35) | 121 (4.76) |

产品代码结构 Part Number Structure

ZF3550*B*T1

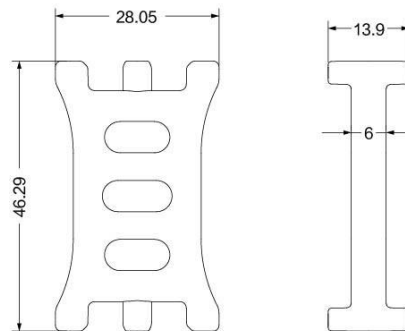


- ZQ3250*B*T1*n 两端接头
On both brackets
- ZQ3250*f*T1*n 固定端接头
Fixed bracket
- ZQ3250*m*T1*n 移动端接头
Moving bracket

★ 每款拖链的接头都有所不同, 订购时如有任何疑问, 请及时咨询科瑞斯。
Every bracket is different, please contact us if you have any question.



ZF35 拖链-隔离片 ZF35 Cable Chain-Separator



ZF35拖链隔离片编码: 12114
The separator No. for ZF35: 12114

- 本款拖链标配隔离片为竖隔片, 可以实现垂直分隔, 也可订制铝杆作为横隔片, 实现水平分隔
- 竖隔片的数量可以根据客户的实际需求进行配备, 可以每隔一个链节装一个, 也可以每隔一个链节装几个, 客户可任意配备
- 竖隔片安装完成后, 不能滑动
- The standard separator is vertical direction which can make the vertical division, and also we can customize horizontal Al separator for horizontal division
- Vertical separators can be placed into each link or different quantity links, it can be customized
- Separator can't be moved after assembling